








Outdoor Learning

Creating opportunities for children to learn outside is an essential part of the Foundation Stage and the transition into Key Stage 1.

-  The benefits for children's physical health and learning are widely acknowledged. There is also a growing body of evidence to suggest that creating an outdoor learning environment is essential for engaging boys and promoting their learning across the curriculum.
-  Facilitating children's physical development outside is relatively easy as long as you have the physical space for children to "let off steam." Children also need access to resources for throwing, catching, balancing, climbing and moving.
-  Addressing children's learning in other areas of the curriculum requires a little more thought and planning. Ideally, children should be able to access the same learning opportunities in the outdoor learning environment as they experience inside.
-  Access to mark-making, books, songs and rhymes, words and letters helps to create a literacy rich environment. Other areas of the curriculum can be covered by making, sand, water, jigsaws and role play available, along with access to shapes, numbers and resources for counting and sorting.
-  One skill which continues to be difficult to develop outdoors is that of ICT. Limitations with hardware, wires and the need for electricity mean that integrating ICT into the outdoor learning environment is easier said than done. The use of StoryPhones outside will begin to address this problem.
-  StoryPhones use MP3 technology to develop speaking, listening and literacy along with ICT skills within the Foundation Stage and Key Stage 1. As they are robust, portable and have no wires, they are ideal for use in an outdoor learning environment.
-  StoryPhones can be used in a variety of ways within the outdoor learning environment. Turn over to find some ideas to get you started.

Ideas for using StoryPhones outdoors

StoryPhones can be used outdoors in a variety of ways. Here are some simple ideas to get you started.

- 🎧 Listen to stories with or without the book.
- 🎧 Listen to stories that the children have told and recorded. Encouraging older children to write and record stories for the younger children to listen to is also very motivating.
- 🎧 Listen to songs and rhymes with or without props.
- 🎧 Listen to music and encourage dancing, singing and playing musical instruments.
- 🎧 Create your own "treasure hunts" to look for mini-beasts, shapes and sounds. This is also a good way to develop positional vocabulary and the ability to listen to and follow instructions.
- 🎧 Record stories that the children have heard or created using the record facility on the remote.
- 🎧 Record the children telling you about what they have just done, e.g. planting seeds. This can be shared with others, kept for assessment or used later to improve written work with older children.
- 🎧 Stories and recounts that the children have recorded outside can be shared with parents, allowing them to hear their child's progress and learning.
- 🎧 Use StoryPhones in outdoor role play areas, for example, create a spaceship and use StoryPhones to add Space sound effects.

New ideas are always welcome. It would be great to know how you use StoryPhones outdoors in your setting. Let us know by contacting ideas@storyphones.co.uk.

